


The five senses

Look at the picture.

Point to each sense when your educator names it.



Share with the class what you like to:

1. See
2. Hear
3. Smell
4. Taste

With your educator, count how many in the class like the same things.

Share with the class what you do not like to:


1. See
2. Hear
3. Smell
4. Taste

With your educator count how many in the class do not like the same things.

The five senses song

Listen to your educator sing the five senses song.

Point to each sense in the picture as it is mentioned.



I have

I have two eyes with which to see,

And a nose with which to smell.

I have two hands with which to touch,

They do this very well.

I have two ears with which to hear,
The birds up in the tree.
I have a tongue with which to taste,
The sugar in my tea!

How the senses work together


Look at the pictures with your partner.
Say which senses are used in each action.



Draw a tick (✓) in the circles to show the senses used.
One has been done for you.

see 

hear 

smell 

taste 

touch 

Say your sentence: examples:



See: I see to pour the drink and pick up the glass.

Hear: I hear the drink pour into the glass.

Taste: I taste the drink.

Feel: I feel the glass in my hand.

Now you try.



Say your sentence(s).



see 

hear 


smell 

taste 


touch 

Say your sentence(s).





Say your sentence(s).



Say your sentence(s).


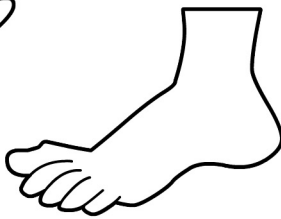
Listen and copy

Close your eyes.

Listen to the sounds made by your educator.

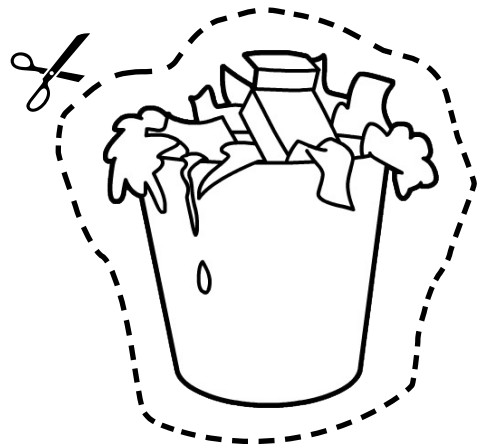



Copy the sound and say how it is made.





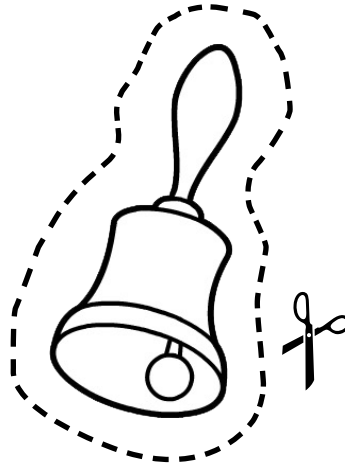
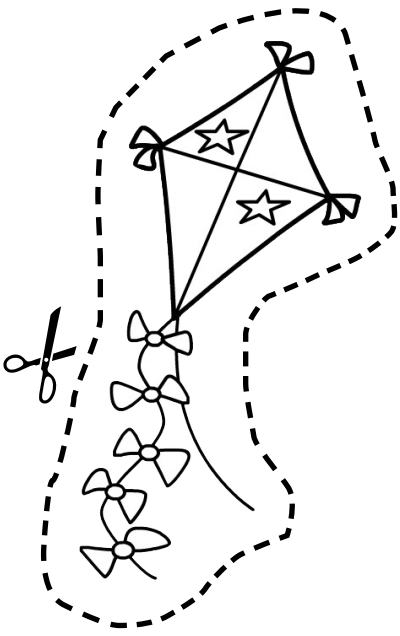
Then, open your eyes and circle the matching picture when she makes the sound again.



Cut and paste

Cut out each picture.





Name the object in the picture and the sense(s) used.
Think about which sense matches each picture.
Your educator will read the headings in turn.
Paste the matching picture under the heading.
One has been done for you.

Now paste in the pictures you cut in the boxes on the next three pages.



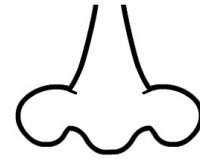

SIGHT
I see

SMELL
I smell

| TASTE I taste | HEARING I hear |
|-------------------------|--------------------------|
| | |
| | |



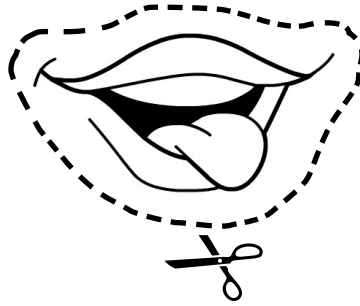

TOUCH

I touch



Which sense?

Point to each sense and name it.




Now cut out the pictures.

Listen to your educator read the sentences.

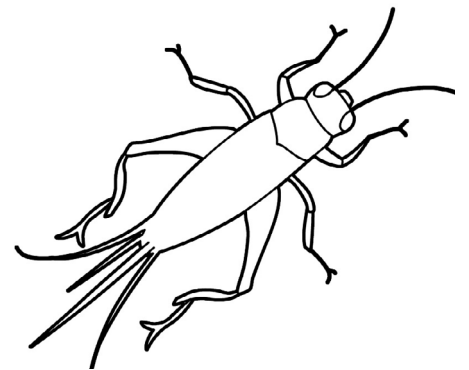
Paste the correct sense picture in the box next to each sentence.

One has been done for you.


I use my




to hear crickets chirp.




Now you try, as your educator reads each sentence.




I use my



to see the ladybird.




Bees make honey. I use my honey.



to taste




I use my



to smell the flowers.



I use my



to stroke my pet.


Sound

Our ears hear sound.


Sounds are made by many different things.

Some outdoors sounds are made by:


Animals:



Nature:




Transport:



People:



Technology:



Now, look at the indoor picture.

Point to and tell your partner all the things that make a sound. Make the sound too.

